

Help File for using ODF Plus Baseline

Survey App

(Last Updated on: 12th June 2020)

Important points that must be kept in mind while using ODF Plus Baseline Survey app are listed as follows:

1. Make sure that Android version must be **4.0 or higher** and minimum required RAM size is **1GB**.
2. GPS Location must be enabled and set to **High accuracy**.
3. Device must have the Internet connectivity.
4. Make sure that option **Allow installation of apps from unknown sources** must be checked (Go to **Setting** → **Security** → **Unknown sources**) before installation of APK file.
5. Reduce camera resolution before capturing the photographs.
6. Dial ***#06#** to know IMEI number of mobile.
7. Before using **ODF Plus** app, please stop other apps running in the background and clear cache/temporary memory.
8. To clear cache/temporary memory use Clean Master. If user has not installed clean master on mobile, download it from <https://play.google.com/store>.

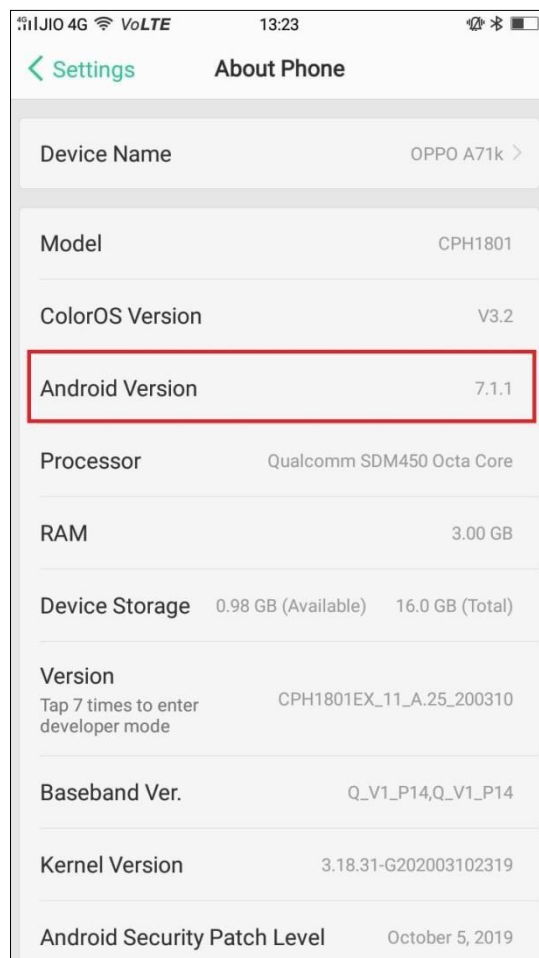
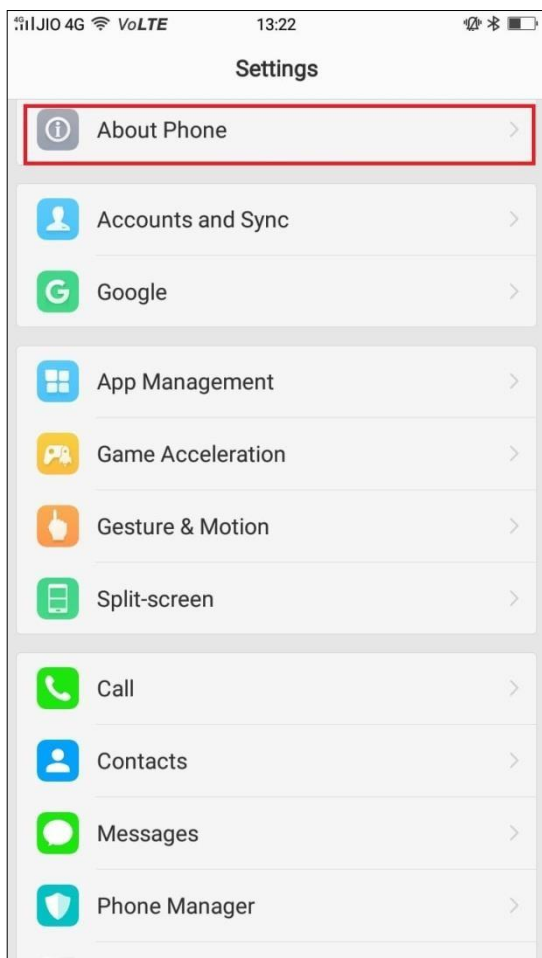
Some pre-requisites that need to be followed prior to the installation of ODF Plus app is:

- *Check Android version*
- *Enable GPS (Location Services)*
- *Allow installation of apps from unknown sources*

A. Check Android Version:

Steps to check Android version are:

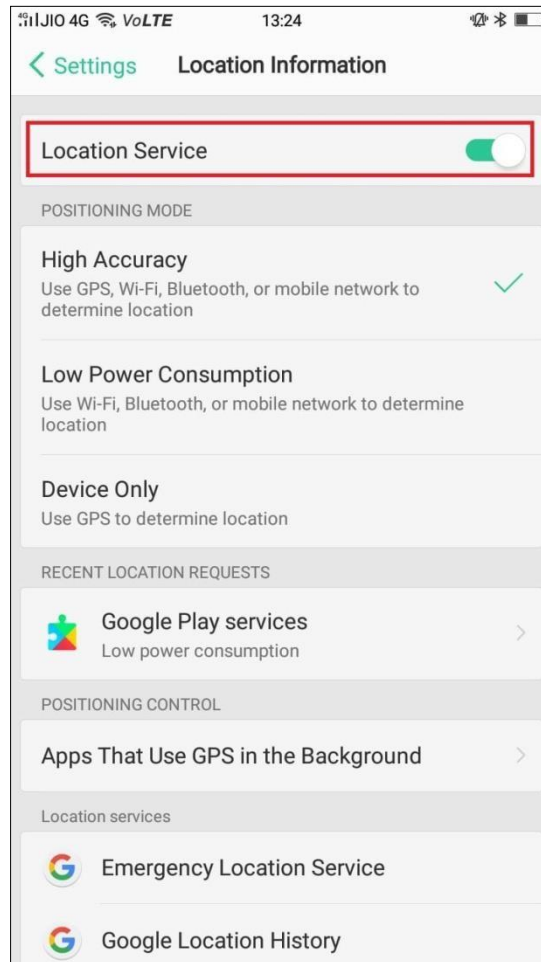
1. Go to **Settings** → **About Phone** → **Android version**. Please make sure that Android Version must be **4.0 or higher**.



B. Enable GPS (Location Services)

Steps to enable GPS (Location Services) are:

1. Go to **Setting** → **Additional Settings** → **Security & Privacy**
→ **Location Information** and enable (**Switched On**) the
Location Service (GPS) option.



C. Allow installation of apps from Unknown Sources.

Steps to allow installation of apps from Unknown sources are:

1. Go to **Setting** → **Additional Settings** → **Security & Privacy** → **Unknown Source App Installation**.

Please make sure that the **Unknown Source App Installation** option is **enabled (Switched ON)**.

As soon as the **Unknown Source App Installation** option is enabled, the “**Allow Installation of apps from unknown sources?**” Dialog box appears.

2. Click **Allow** option to allow installation from the unknown apps.

